

















































# 11 100m Freestyle Women Heat

Official

Total













































Rank	Competitor	Age	Club	RT	PTS	Result
1	 Zoe Pedersen	18	 Coast Swimming Club	0.73		<b>53.68</b> 18yrs NZR Entry: 53.86 <b>-0.18</b> Q
	25m: 12.26 50m: 25.66 (13.40) 75m: 39.78 (14.12) 100m: 53.68 (13.90)					
2	 Rebecca Meder (V)	23	 North Shore Swimming Club	0.73		<b>54.60</b> Entry: 54.32 <b>+0.28</b> Q
	25m: 12.32 50m: 26.32 (14.00) 75m: 40.59 (14.27) 100m: 54.60 (14.01)					
3	 Chelsey Edwards	24	 North Shore Swimming Club	0.68		<b>54.90</b> Entry: 53.63 <b>+1.27</b> Q
	25m: 12.62 50m: 26.59 (13.97) 75m: 40.86 (14.27) 100m: 54.90 (14.04)					
4	 Rae Kwan	21	 Club 37	0.63		<b>55.17</b> Entry: 56.84 <b>-1.67</b> Q
	25m: 12.44 50m: 26.42 (13.98) 75m: 40.62 (14.20) 100m: 55.17 (14.55)					
5	 Eve Thomas	24	 Coast Swimming Club	0.75		<b>55.91</b> Entry: 58.63 <b>-2.72</b> Q
	25m: 13.14 50m: 27.26 (14.12) 75m: 41.61 (14.35) 100m: 55.91 (14.30)					
6	 Madison Kidd	28	 Coast Swimming Club	0.69		<b>56.12</b> Entry: 56.60 <b>-0.48</b> Q
	25m: 12.62 50m: 26.73 (14.11) 75m: 41.25 (14.52) 100m: 56.12 (14.87)					
7	 Hazel Ouwehand	25	 Phoenix Aquatics	0.81		<b>56.21</b> Entry: 55.39 <b>+0.82</b> Q
	25m: 12.61 50m: 26.80 (14.19) 75m: 41.43 (14.63) 100m: 56.21 (14.78)					
8	 Asha Ring (V)	17	 Swimming New South Wales Aus	0.65		<b>56.40</b> Entry: 55.73 <b>+0.67</b> Q
	25m: 13.20 50m: 27.54 (14.34) 75m: 42.13 (14.59) 100m: 56.40 (14.27)					
9	 Madeleine Trumble (V)	19	 South Australia	0.71		<b>56.43</b> Entry: 56.03 <b>+0.40</b> Q
	25m: 12.96 50m: 27.15 (14.19) 75m: 41.77 (14.62) 100m: 56.43 (14.66)					
10	 Madeleine Wilson	15	 SwimZone Racing	0.60		<b>56.48</b> Entry: 58.11 <b>-1.63</b> Q
	25m: 50m: 75m: 100m: 56.48 (56.48)					
11	 Amber George	20	 Coast Swimming Club	0.79		<b>56.83</b> Entry: 57.02 <b>-0.19</b> Q
	25m: 12.92 50m: 27.25 (14.33) 75m: 42.04 (14.79) 100m: 56.83 (14.79)					
12	 Olivia Emmett	17	 Club 37	0.77		<b>57.04</b> Entry: 56.93 <b>+0.11</b> Q
	25m: 13.23 50m: 27.54 (14.31) 75m: 42.48 (14.94) 100m: 57.04 (14.56)					
13	 Delinda Thompson (V)	14	 Nepean Swim Club NSW	0.69		<b>57.07</b> Entry: 57.03 <b>+0.04</b> Q
	25m: 13.38 50m: 27.81 (14.43) 75m: 42.51 (14.70) 100m: 57.07 (14.56)					
14	 Emma Stewart (V)	17	 UWA-West Coast Swimming Club	0.75		<b>57.09</b> Entry: 58.12 <b>-1.03</b> Q
	25m: 13.45 50m: 27.88 (14.43) 75m: 42.60 (14.72) 100m: 57.09 (14.49)					
15	 Millie Bell	17	 North Canterbury Swim Club Inc	0.74		<b>57.19</b> Entry: 56.79 <b>+0.40</b> Q
	25m: 13.15 50m: 27.56 (14.41) 75m: 42.38 (14.82) 100m: 57.19 (14.81)					
16	 Kiri Yamagami	16	 Club 37	0.66		<b>57.29</b> Entry: 56.74 <b>+0.55</b> Q
	25m: 13.00 50m: 27.21 (14.21) 75m: 42.19 (14.98) 100m: 57.29 (15.10)					
17	 Alinta Dingwall (V)	18	 South Australia	0.68		<b>57.39</b> Entry: 57.11 <b>+0.28</b> Q
	25m: 13.46 50m: 27.87 (14.41) 75m: 42.69 (14.82) 100m: 57.39 (14.70)					
18	 Chloe Peters	17	 Hamilton Aquatics	0.67		<b>57.40</b> Entry: 57.91 <b>-0.51</b> Q
	25m: 13.11 50m: 27.69 (14.58) 75m: 42.62 (14.93) 100m: 57.40 (14.78)					
19	 Octavia Mahoney	14	 United Swimming Club	0.65		<b>57.44</b> Entry: 58.16 <b>-0.72</b> Q
	25m: 13.02 50m: 27.50 (14.48) 75m: 42.47 (14.97) 100m: 57.44 (14.97)					
20	 Jesse Welsh	21	 Club 37	0.76		<b>57.47</b> Entry: 57.20 <b>+0.27</b> Q
	25m: 12.96 50m: 27.44 (14.48) 75m: 42.61 (15.17) 100m: 57.47 (14.86)					

21	 Mackenzie Tobin	14	 Parnell Swimming	0.75	57.67 Entry: 59.81 -2.14	Q
	25m: 13.33 50m: 27.86 (14.53) 75m: 42.88 (15.02) 100m: 57.67 (14.79)					
22	 Luisa Palmer	15	 Wanaka Swimming Club	0.69	57.94 Entry: 58.29 -0.35	Q
	25m: 13.22 50m: 28.04 (14.82) 75m: 43.11 (15.07) 100m: 57.94 (14.83)					
23	 Bree... van Veldhuiz...	17	 Heretaunga Sundevis	0.73	57.99 Entry: 58.79 -0.80	Q
	25m: 13.06 50m: 27.62 (14.56) 75m: 42.85 (15.23) 100m: 57.99 (15.14)					
24	 Holli Macdonald	18	 Hamilton Aquatics	0.75	58.15 Entry: 57.44 +0.71	Q
	25m: 13.53 50m: 28.05 (14.52) 75m: 43.33 (15.28) 100m: 58.15 (14.82)					
25	 Mila Tongalea	15	 United Swimming Club	0.73	58.20 Entry: 58.18 +0.02	Q
	25m: 50m: 75m: 100m: 58.20 (58.20)					
26	 Zoe Crawford	20	 Coast Swimming Club	0.72	58.25 Entry: 59.36 -1.11	Q
	25m: 13.10 50m: 27.60 (14.50) 75m: 42.79 (15.19) 100m: 58.25 (15.46)					
27	 Tandia Fisher	15	 Wharenui Swim Club	0.77	58.26 Entry: 57.74 +0.52	Q
	25m: 13.46 50m: 28.34 (14.88) 75m: 43.48 (15.14) 100m: 58.26 (14.78)					
28	 Charlotte Aburn	17	 Neptune Swim Club	0.71	58.31 Entry: 58.28 +0.03	Q
	25m: 13.54 50m: 28.05 (14.51) 75m: 43.32 (15.27) 100m: 58.31 (14.99)					
29	 Lola Nicholls	17	 Heretaunga Sundevis	0.68	58.43 Entry: 58.89 -0.46	Q
	25m: 13.23 50m: 28.00 (14.77) 75m: 43.33 (15.33) 100m: 58.43 (15.10)					
30	 Gabriella Mramor (V)	20	 Off The Blocks Swim Team AUS	0.74	58.50 Entry: 58.89 -0.39	Q
	25m: 13.30 50m: 28.11 (14.81) 75m: 43.38 (15.27) 100m: 58.50 (15.12)					
31	 Jade Lyles	14	 Phoenix Aquatics	0.76	58.76 Entry: 59.51 -0.75	R1
	25m: 13.65 50m: 28.63 (14.98) 75m: 43.72 (15.09) 100m: 58.76 (15.04)					
32	 Alyssa Bai	14	 Porirua City Aquatics	0.71	58.91 Entry: 59.97 -1.06	R2
	25m: 13.36 50m: 28.30 (14.94) 75m: 43.64 (15.34) 100m: 58.91 (15.27)					
33	 Alex McIntosh	16	 United Swimming Club	0.68	58.94 Entry: 58.84 +0.10	
	25m: 13.54 50m: 28.25 (14.71) 75m: 43.67 (15.42) 100m: 58.94 (15.27)					
34	 Meila Gwiazdzinski	16	 Stratford Flyers Swimming Club	0.70	58.96 Entry: 58.73 +0.23	
	25m: 13.44 50m: 28.11 (14.67) 75m: 43.46 (15.35) 100m: 58.96 (15.50)					
35	 Macy Hains	17	 Club 37	0.77	59.07 Entry: 58.80 +0.27	
	25m: 13.58 50m: 28.38 (14.80) 75m: 43.81 (15.43) 100m: 59.07 (15.26)					
36	 Maisy Pronk (V)	17	 South Australia	0.70	59.17 Entry: 1:01.19 -2.02	
	25m: 13.20 50m: 28.13 (14.93) 75m: 43.66 (15.53) 100m: 59.17 (15.51)					
37	 Mia Cain-Townley	18	 Nelson South Swim Club	0.81	59.22 Entry: 59.10 +0.12	
	25m: 13.57 50m: 28.25 (14.68) 75m: 43.67 (15.42) 100m: 59.22 (15.55)					
38	 Brooke Speers	16	 Greendale Swim Club	0.76	59.25 Entry: 59.69 -0.44	
	25m: 13.51 50m: 28.28 (14.77) 75m: 43.66 (15.38) 100m: 59.25 (15.59)					
39	 Kaylen Tweedie (V)	17	 Nepean Swim Club NSW	0.63	59.30 Entry: 58.42 +0.88	
	25m: 13.44 50m: 28.05 (14.61) 75m: 43.61 (15.56) 100m: 59.30 (15.69)					
40	 Bianca Chan	16	 Roskill Swimming Club	0.72	59.33 Entry: 55.35 +3.98	
	25m: 13.60 50m: 28.24 (14.64) 75m: 43.77 (15.53) 100m: 59.33 (15.56)					
41	 Indiana Riley	17	 Hamilton Aquatics	0.79	59.37 Entry: 58.72 +0.65	
	25m: 13.90 50m: 28.91 (15.01) 75m: 44.26 (15.35) 100m: 59.37 (15.11)					
42	 Indie Herbert	13	 Parnell Swimming	0.74	59.46 Entry: 59.78 -0.32	
	25m: 13.73 50m: 28.92 (15.19) 75m: 44.38 (15.46) 100m: 59.46 (15.08)					
43	 Lily Dunne	14		0.75	59.54	



## Wharenui Swim Club



Entry: 1:00.49 -0.95



25m: 13.85 50m: 28.77 (14.92) 75m: 44.10 (15.33) 100m: 59.54 (15.44)

44	 Tessa Field	31	 Levin Swimming Club	0.71	59.58 Entry: 1:00.81 -1.23
	25m: 13.96 50m: 28.73 (14.77) 75m: 43.96 (15.23) 100m: 59.58 (15.62)				
45	 Caitlin Crawford	16	 Murihiku Swimming Club	0.75	59.75 Entry: 59.59 +0.16
	25m: 13.79 50m: 28.92 (15.13) 75m: 44.25 (15.33) 100m: 59.75 (15.50)				
46	 Alanna Rawson	15	 St Peter's Swimming Club	0.75	59.79 Entry: 58.91 +0.88
	25m: 13.58 50m: 28.58 (15.00) 75m: 44.16 (15.58) 100m: 59.79 (15.63)				
47	 Bella Cain-Townley	16	 Nelson South Swim Club	0.72	59.85 Entry: 59.99 -0.14
	25m: 13.73 50m: 28.72 (14.99) 75m: 44.22 (15.50) 100m: 59.85 (15.63)				
48	 Mia Laban (V)	17	 Howick Pakuranga	0.75	59.93 Entry: 59.01 +0.92
	25m: 13.49 50m: 28.42 (14.93) 75m: 44.16 (15.74) 100m: 59.93 (15.77)				
49	 Jessica Richardson	16	 Hamilton Aquatics	0.71	59.97 Entry: 1:00.49 -0.52
	25m: 13.52 50m: 28.59 (15.07) 75m: 44.55 (15.96) 100m: 59.97 (15.42)				
49	 Paige Franklin	17	 Central Hawkes Bay Swimming	0.77	59.97 Entry: 1:00.84 -0.87
	25m: 13.91 50m: 28.95 (15.04) 75m: 44.44 (15.49) 100m: 59.97 (15.53)				
51	 Hana Carnie	13	 Wanaka Swimming Club	0.79	1:00.14 Entry: 1:00.12 +0.02
	25m: 13.87 50m: 28.79 (14.92) 75m: 44.38 (15.59) 100m: 1:00.14 (15.76)				
52	 Isobella Davoren	17	 Mt Maunganui Swimming Club	0.74	1:00.16 Entry: 59.52 +0.64
	25m: 14.01 50m: 29.15 (15.14) 75m: 44.77 (15.62) 100m: 1:00.16 (15.39)				
53	 Annalise Miller	13	 Neptune Swim Club	0.75	1:00.17 Entry: 1:01.07 -0.90
	25m: 14.03 50m: 29.44 (15.41) 75m: 44.85 (15.41) 100m: 1:00.17 (15.32)				
53	 Olivia Vivian	14	 Wharenui Swim Club	0.77	1:00.17 Entry: 1:00.13 +0.04
	25m: 14.09 50m: 29.55 (15.46) 75m: 45.08 (15.53) 100m: 1:00.17 (15.09)				
53	 Isabelle Hunt	16	 Nga Tai Tuatea a Taraika Swimm	0.63	1:00.17 Entry: 1:00.44 -0.27
	25m: 13.38 50m: 28.51 (15.13) 75m: 44.35 (15.84) 100m: 1:00.17 (15.82)				
56	 Frankie Dodunski	16	 United Swimming Club	0.73	1:00.26 Entry: 57.95 +2.31
	25m: 13.70 50m: 28.62 (14.92) 75m: 44.39 (15.77) 100m: 1:00.26 (15.87)				
57	 Kayla Knight	16	 United Swimming Club	0.75	1:00.28 Entry: 58.72 +1.56
	25m: 13.64 50m: 28.53 (14.89) 75m: 44.19 (15.66) 100m: 1:00.28 (16.09)				
58	 Lucinda McCoy (V)	16	 Off The Blocks Swim Team AUS	0.77	1:00.30 Entry: 1:01.42 -1.12
	25m: 14.01 50m: 29.22 (15.21) 75m: 44.88 (15.66) 100m: 1:00.30 (15.42)				
59	 Pene Smith	17	 Aquagym Swimming Club	0.69	1:00.34 Entry: 1:00.89 -0.55
	25m: 13.94 50m: 29.31 (15.37) 75m: 45.06 (15.75) 100m: 1:00.34 (15.28)				
60	 Claire Borgmeyer (V)	17	 South Australia	0.69	1:00.35 Entry: 1:00.91 -0.56
	25m: 13.69 50m: 28.99 (15.30) 75m: 44.77 (15.78) 100m: 1:00.35 (15.58)				
61	 Genaya Baker	16	 SwimZone Racing	0.74	1:00.37 Entry: 1:00.13 +0.24
	25m: 13.89 50m: 29.15 (15.26) 75m: 44.84 (15.69) 100m: 1:00.37 (15.53)				
62	 Leah Yang	16	 Howick Pakuranga	0.79	1:00.45 Entry: 1:00.05 +0.40
	25m: 13.74 50m: 28.80 (15.06) 75m: 44.73 (15.93) 100m: 1:00.45 (15.72)				
62	 Marli Coverdale	13	 Club 37	0.71	1:00.45 Entry: 57.81 +2.64
	25m: 13.88 50m: 29.14 (15.26) 75m: 44.91 (15.77) 100m: 1:00.45 (15.54)				
64	 Marina Nadilo	16	 Nga Tai Tuatea a Taraika Swimm	0.71	1:00.47 Entry: 1:00.62 -0.15
	25m: 13.57 50m: 28.84 (15.27) 75m: 44.72 (15.88) 100m: 1:00.47 (15.75)				
64	 Ruby Sisam	15	 Heretaunga Sundevils	0.70	1:00.47 Entry: 1:00.27 +0.20



25m: 13.61 50m: 29.17 (15.56) 75m: 44.90 (15.73) 100m: 1:00.47 (15.57)



66	 Sophia Kivileva	13	 Wharenui Swim Club	0.66	1:00.50 Entry: 1:00.38 +0.12
25m: 13.95 50m: 29.16 (15.21) 75m: 44.91 (15.75) 100m: 1:00.50 (15.59)					



67	 Macey Yeo	16	 Nelson South Swim Club	0.73	1:00.54 Entry: 1:00.97 -0.43
25m: 13.95 50m: 28.94 (14.99) 75m: 44.63 (15.69) 100m: 1:00.54 (15.91)					



68	 Elieta Tukia	13	 St Paul's Swimming Club	0.76	1:00.55 Entry: 1:01.27 -0.72
25m: 14.35 50m: 29.48 (15.13) 75m: 45.24 (15.76) 100m: 1:00.55 (15.31)					



69	 Isabella Miller	16	 Neptune Swim Club	0.76	1:00.60 Entry: 1:00.88 -0.28
25m: 14.11 50m: 29.29 (15.18) 75m: 45.24 (15.95) 100m: 1:00.60 (15.36)					



70	 Gypsy Johns (V)	15	 Nepean Swim Club NSW	0.69	1:00.62 Entry: 59.78 +0.84
25m: 13.82 50m: 28.99 (15.17) 75m: 44.79 (15.80) 100m: 1:00.62 (15.83)					



71	 Emily Saunders	15	 Wharenui Swim Club	0.81	1:00.64 Entry: 1:01.47 -0.83
25m: 13.62 50m: 28.83 (15.21) 75m: 44.87 (16.04) 100m: 1:00.64 (15.77)					



72	 Lani Jarrett	16	 St Paul's Swimming Club	0.74	1:00.68 Entry: 1:00.88 -0.20
25m: 14.05 50m: 29.24 (15.19) 75m: 45.04 (15.80) 100m: 1:00.68 (15.64)					



73	 Alice Simsek (V)	16	 Off The Blocks Swim Team AUS	0.72	1:00.69 Entry: 1:01.17 -0.48
25m: 13.79 50m: 29.29 (15.50) 75m: 45.22 (15.93) 100m: 1:00.69 (15.47)					



74	 Indy Leeds	14	 North Canterbury Swim Club Inc	0.75	1:00.70 Entry: 1:00.65 +0.05
25m: 13.74 50m: 29.01 (15.27) 75m: 44.83 (15.82) 100m: 1:00.70 (15.87)					



75	 Maya Botti	16	 United Swimming Club	0.81	1:00.71 Entry: 1:01.14 -0.43
25m: 14.12 50m: 29.23 (15.11) 75m: 44.95 (15.72) 100m: 1:00.71 (15.76)					



75	 Sophie Martin	17	 SwimZone Racing	0.73	1:00.71 Entry: 59.31 +1.40
25m: 13.78 50m: 29.12 (15.34) 75m: 44.95 (15.83) 100m: 1:00.71 (15.76)					



77	 Helena Huettemeyer	17	 Coast Swimming Club	0.73	1:00.76 Entry: 59.81 +0.95
25m: 13.73 50m: 28.75 (15.02) 75m: 44.96 (16.21) 100m: 1:00.76 (15.80)					



78	 Catherine Sonerson	19	 Pirates Swim Team	0.68	1:00.77 Entry: 1:00.72 +0.05
25m: 13.72 50m: 28.84 (15.12) 75m: 44.67 (15.83) 100m: 1:00.77 (16.10)					



79	 Lily Smith	15	 Kiwi West Aquatics	0.75	1:00.78 Entry: 1:00.92 -0.14
25m: 13.77 50m: 29.27 (15.50) 75m: 45.14 (15.87) 100m: 1:00.78 (15.64)					



80	 Talia Chaney	16	 Pukekohe Swimming Club	0.74	1:00.80 Entry: 1:00.25 +0.55
25m: 13.51 50m: 29.04 (15.53) 75m: 44.84 (15.80) 100m: 1:00.80 (15.96)					

81	 Jasmin Reader	15	 North Shore Swimming Club	0.72	1:01.04 Entry: 1:01.30 -0.26
25m: 13.88 50m: 29.25 (15.37) 75m: 45.17 (15.92) 100m: 1:01.04 (15.87)					



81	 Amelia McEwan	13	 Mt Maunganui Swimming Club	0.75	1:01.04 Entry: 1:02.07 -1.03
25m: 14.05 50m: 29.42 (15.37) 75m: 45.26 (15.84) 100m: 1:01.04 (15.78)					















































83	 Camille Zhou	14	 Porirua City Aquatics	0.64	1:01.06 Entry: 1:01.81 -0.75
25m: 13.59 50m: 28.75 (15.16) 75m: 44.92 (16.17) 100m: 1:01.06 (16.14)					

84	 Lotta Foerster	16	 Greendale Swim Club	0.70	1:01.10 Entry: 1:00.36 +0.74
25m: 14.09 50m: 29.51 (15.42) 75m: 45.72 (16.21) 100m: 1:01.10 (15.38)					

85	 Vanzin McManus	14	 Club 37	0.69	1:01.25 Entry: 1:02.15 -0.90
25m: 13.64 50m: 29.06 (15.42) 75m: 44.96 (15.90) 100m: 1:01.25 (16.29)					

86	 Catherine Tegmann	14	 Pukekohe Swimming Club	0.73	1:01.26 Entry: 1:00.97 +0.29
25m: 13.65 50m: 28.99 (15.34) 75m: 45.06 (16.07) 100m: 1:01.26 (16.20)					

87	 Chloe McCormack (V)	15	 Off The Blocks Swim Team AUS	0.78	1:01.27 Entry: 59.81 +1.46
25m: 14.30 50m: 29.59 (15.29) 75m: 45.43 (15.84) 100m: 1:01.27 (15.84)					

88	 Charlotte Ren	13	 Triton Swim Club	0.72	1:01.29 Entry: 1:01.71	-0.42
	25m: 14.08 50m: 29.49 (15.41) 75m: 45.48 (15.99) 100m: 1:01.29 (15.81)					
89	 Sienna Melville (V)	15	 Off The Blocks Swim Team AUS	0.69	1:01.35 Entry: 59.80	+1.55
	25m: 14.17 50m: 29.98 (15.81) 75m: 45.91 (15.93) 100m: 1:01.35 (15.44)					
90	 Lola Stewart	14	 Enterprise Swim Team	0.67	1:01.36 Entry: 1:00.44	+0.92
	25m: 13.51 50m: 28.90 (15.39) 75m: 45.01 (16.11) 100m: 1:01.36 (16.35)					
91	 Imogen Waite	18	 Capital Swim Club	0.76	1:01.39 Entry: 1:00.06	+1.33
	25m: 13.78 50m: 29.24 (15.46) 75m: 45.46 (16.22) 100m: 1:01.39 (15.93)					
92	 Pippa Jory	16	 Jasi Swim Club	0.79	1:01.54 Entry: 1:01.70	-0.16
	25m: 14.15 50m: 29.74 (15.59) 75m: 45.62 (15.88) 100m: 1:01.54 (15.92)					
92	 Phoebe Nettle	15	 Trojans Swim Club	0.63	1:01.54 Entry: 1:00.81	+0.73
	25m: 14.21 50m: 30.07 (15.86) 75m: 46.10 (16.03) 100m: 1:01.54 (15.44)					
94	 Aimee Drennan	15	 Jasi Swim Club	0.88	1:01.71 Entry: 1:01.26	+0.45
	25m: 13.99 50m: 29.36 (15.37) 75m: 45.53 (16.17) 100m: 1:01.71 (16.18)					
95	 Renee Dresner	15	 Evolution Aquatics Tauranga	0.74	1:01.81 Entry: 1:01.73	+0.08
	25m: 14.15 50m: 29.83 (15.68) 75m: 45.97 (16.14) 100m: 1:01.81 (15.84)					
96	 Kelsey Corbett (V)	14	 Off The Blocks Swim Team AUS	0.74	1:01.86 Entry: 1:02.40	-0.54
	25m: 14.03 50m: 29.68 (15.65) 75m: 45.60 (15.92) 100m: 1:01.86 (16.26)					
97	 Charlotte Welsh	14	 North Shore Swimming Club	0.81	1:02.05 Entry: 1:02.08	-0.03
	25m: 14.19 50m: 29.95 (15.76) 75m: 46.06 (16.11) 100m: 1:02.05 (15.99)					
98	 Fiona Sheng	15	 Howick Pakuranga	0.73	1:02.16 Entry: 1:01.58	+0.58
	25m: 14.08 50m: 29.75 (15.67) 75m: 45.89 (16.14) 100m: 1:02.16 (16.27)					
99	 Rachel Pui	14	 Whanganui Swimming Club	0.80	1:02.17 Entry: 1:02.06	+0.11
	25m: 13.84 50m: 29.78 (15.94) 75m: 46.25 (16.47) 100m: 1:02.17 (15.92)					
100	 Megan Scott	15	 Swim Timaru	0.72	1:02.23 Entry: 1:01.37	+0.86
	25m: 13.92 50m: 29.61 (15.69) 75m: 45.60 (15.99) 100m: 1:02.23 (16.63)					
101	 Khloe Spooner	14	 Selwyn Swim Club	0.76	1:02.34 Entry: 1:02.54	-0.20
	25m: 14.51 50m: 30.46 (15.95) 75m: 46.66 (16.20) 100m: 1:02.34 (15.68)					
102	 Elesiya Badenhorst	13	 St Peter's Swimming Club	0.66	1:02.43 Entry: 1:02.67	-0.24
	25m: 14.00 50m: 29.76 (15.76) 75m: 46.07 (16.31) 100m: 1:02.43 (16.36)					
103	 Brooke Humphries	15	 North Shore Swimming Club	0.75	1:02.44 Entry: 1:02.15	+0.29
	25m: 14.04 50m: 29.95 (15.91) 75m: 46.36 (16.41) 100m: 1:02.44 (16.08)					
104	 Maeve McDonnell	15	 Howick Pakuranga	0.75	1:02.64 Entry: 1:02.11	+0.53
	25m: 14.92 50m: 30.64 (15.72) 75m: 47.01 (16.37) 100m: 1:02.64 (15.63)					
105	 Alexandria Curtis	13	 Waverley Swimming Club	0.82	1:02.75 Entry: 1:03.52	-0.77
	25m: 14.30 50m: 29.94 (15.64) 75m: 46.20 (16.26) 100m: 1:02.75 (16.55)					
106	 Keisha Old	14	 Tasman Swim Club	0.76	1:02.89 Entry: 1:01.79	+1.10
	25m: 13.79 50m: 29.79 (16.00) 75m: 46.45 (16.66) 100m: 1:02.89 (16.44)					
107	 Ashley Lam	13	 Parnell Swimming	0.72	1:03.08 Entry: 1:04.24	-1.16
	25m: 14.07 50m: 30.05 (15.98) 75m: 46.30 (16.25) 100m: 1:03.08 (16.78)					
108	 Erika Orbell	16	 North Shore Swimming Club	0.75	1:03.15 Entry: 1:01.46	+1.69
	25m: 14.19 50m: 29.88 (15.69) 75m: 46.55 (16.67) 100m: 1:03.15 (16.60)					
109	 Maddison Chang	13	 Waitakere Swimming Club	0.67	1:03.25 Entry: 1:04.13	-0.88
	25m: 14.10 50m: 30.21 (16.11) 75m: 47.11 (16.90) 100m: 1:03.25 (16.14)					
110	 Indie Spalding	14	 Porirua City Aquatics	0.71	1:03.28 Entry: 1:02.39	+0.89

25m: 14.00 50m: 29.62 (15.62) 75m: 46.39 (16.77) 100m: 1:03.28 (16.89)

111	 Emma Icton	15	 Aquabladz NP	0.72	<b>1:03.41</b> Entry: 1:02.11 <b>+1.30</b>
	25m: 14.22 50m: 29.96 (15.74) 75m: 46.77 (16.81) 100m: 1:03.41 (16.64)				
112	 Keira Watt	13	 Wharenui Swim Club	0.79	<b>1:03.78</b> Entry: 1:04.34 <b>-0.56</b>
	25m: 14.70 50m: 30.56 (15.86) 75m: 47.37 (16.81) 100m: 1:03.78 (16.41)				
113	 Paikea Harris-Fourie	14	 Pukekohe Swimming Club	0.69	<b>1:03.83</b> Entry: 1:02.25 <b>+1.58</b>
	25m: 13.99 50m: 29.74 (15.75) 75m: 46.31 (16.57) 100m: 1:03.83 (17.52)				